

CHBE507 LECTURE II
MPC Revisited

Professor Dae Ryook Yang

Fall 2013

Dept. of Chemical and Biological Engineering
Korea University

Process Models

- **Transfer function models**

- Fixed order and structure
- Parametric: few parameters to identify
- Need very high order model for unusual behavior

- **Convolution models**

- Continuous form

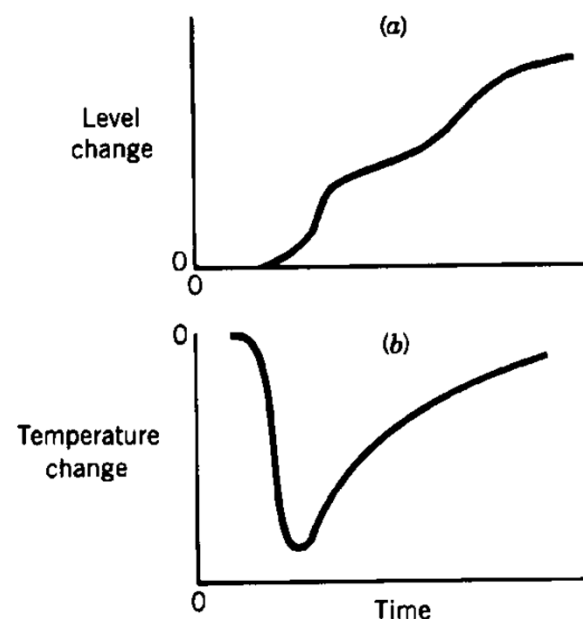
$$y(t) = \int_0^t h(\tau)u(t - \tau)d\tau$$

- Discrete form

$$y(k) = \sum_{i=0}^k h(i)u(k - i)$$

Impulse response

- Many parameters, but easily obtained from the step or impulse response



Step Response Model

- **From open-loop step test**

- Sampling time: Δt
- Step response coefficients: a_i
- Read the values of the unit step response

- **FSR model**

- Finite step response (FSR)

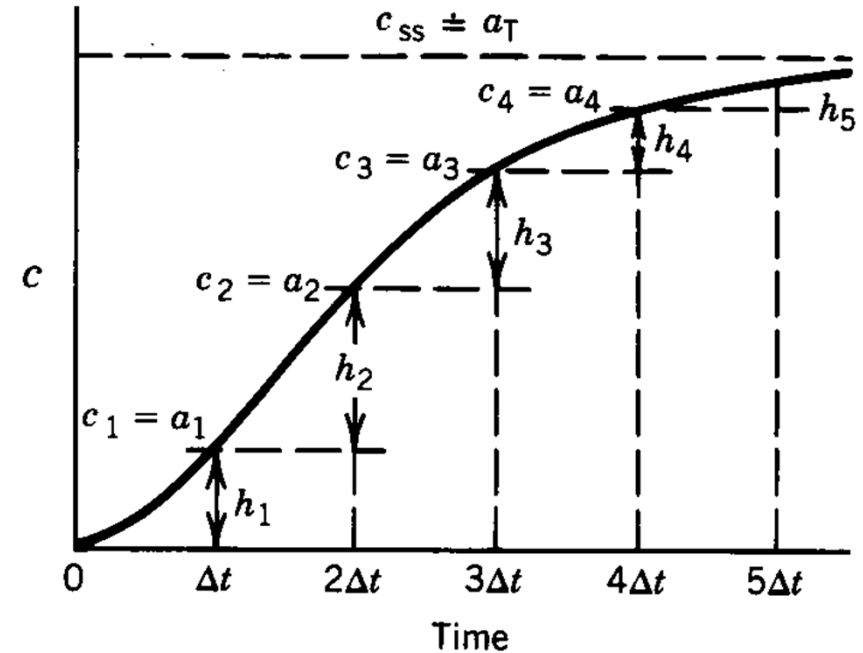
$$y_k = a_k \quad (u_k = 1, \forall k \geq 0)$$

- Using superposition principle for arbitrary input changes

$$u_k = \Delta u_0 + \Delta u_1 + \dots + \Delta u_k \quad \text{where } \Delta u_i = u_i - u_{i-1}$$

$$y_k = y_0 + y_k|_{\Delta u_0} + y_k|_{\Delta u_1} + \dots + y_k|_{\Delta u_{k-1}}$$

$$= y_0 + a_k \Delta u_0 + a_{k-1} \Delta u_1 + \dots + a_1 \Delta u_{k-1}$$



- **After $t = T \Delta t$, the step response reaches steady state at least 99%**

$$y_1 = y_0 + a_1 \Delta u_0$$

$$y_2 = y_0 + a_2 \Delta u_0 + a_1 \Delta u_1$$

$$y_3 = y_0 + a_3 \Delta u_0 + a_2 \Delta u_1 + a_1 \Delta u_2$$

⋮

$$y_T = y_0 + a_T \Delta u_0 + a_{T-1} \Delta u_1 + \cdots + a_2 \Delta u_{T-2} + a_1 \Delta u_{T-1}$$

$$y_{T+1} = y_0 + a_T \Delta u_0 + a_T \Delta u_1 + a_{T-1} \Delta u_2 + \cdots + a_2 \Delta u_{T-1} + a_1 \Delta u_T$$

$$y_{T+2} = y_0 + a_T \Delta u_0 + a_T \Delta u_1 + a_T \Delta u_2 + a_{T-1} \Delta u_3 + \cdots + a_2 \Delta u_T + a_1 \Delta u_{T+1}$$

⋮

$$\Rightarrow y_n = y_0 + \sum_{i=1}^n a_i \Delta u_{n-i} \quad (a_i = a_T, \forall i \geq T) \quad \text{(FSR Model)}$$

- **If there is a delay, the FSR coefficients during the delay will be zero.**

Impulse Response Model

- **Impulse response coefficients**

$$h_i = a_i - a_{i-1} \quad (i = 1, 2, \dots, T)$$

$$h_0 = 0$$

$$\begin{aligned} y_n &= y_0 + \sum_{i=1}^T a_i \Delta u_{n-i} = y_0 + \sum_{i=1}^T a_i (u_{n-i} - u_{n-i-1}) \\ &= y_0 + (a_1 u_{n-1} - a_1 u_{n-2}) + (a_2 u_{n-2} - a_2 u_{n-3}) + \dots + (a_n u_1 - a_n u_0) + (a_n u_0 - a_n u_{-1}) + \dots \\ &= y_0 + a_1 u_{n-1} + (a_2 - a_1) u_{n-2} + \dots + (a_n - a_{n-1}) u_1 + (a_n \overset{0}{\cancel{a_n}}) u_0 + \dots \\ &= y_0 + (a_1 - \overset{0}{\cancel{a_1}}) u_{n-1} + (a_2 - a_1) u_{n-2} + \dots + (a_n - a_{n-1}) u_1 \end{aligned}$$

$$\Rightarrow y_n = y_0 + \sum_{i=1}^T h_i u_{n-i} \quad (h_i = 0, \forall i \geq T) \quad \text{(FIR Model)}$$

Matrix Form of the Predictive Model

- **Horizons**

- **Model horizon:** T (number of model coefficients)
- **Control horizon:** U (number of control moves)
- **Prediction horizon:** V (number of predictions in the future)

$$\begin{bmatrix} y_1 \\ y_2 \\ y_3 \\ \vdots \\ y_V \end{bmatrix} = \begin{bmatrix} a_1 & 0 & 0 & \cdots & 0 \\ a_2 & a_1 & 0 & \cdots & 0 \\ \vdots & a_2 & a_1 & \cdots & 0 \\ \vdots & \vdots & \vdots & & \\ a_V & a_{V-1} & a_{V-2} & & a_{V-U+1} \end{bmatrix} \begin{bmatrix} \Delta u_0 \\ \Delta u_1 \\ \Delta u_2 \\ \vdots \\ \Delta u_{U-1} \end{bmatrix}$$

$$\mathbf{y} = \mathbf{A}\Delta\mathbf{u}$$

- **A: Dynamic matrix**

Single-Step Prediction

- **From the FIR model**

$$\hat{y}_n = y_0 + \sum_{i=1}^T h_i u_{n-i} \quad \hat{y}_{n+1} = y_0 + \sum_{i=1}^T h_i u_{n+1-i}$$

$$\Rightarrow \hat{y}_{n+1} = \hat{y}_n + \sum_{i=1}^T h_i \Delta u_{n+1-i} \quad (\text{Recursive prediction})$$

- **Corrected prediction based on the measurement**

- Assume the error between the model prediction and the measurement will present in the future with same magnitude

$$y_{n+1}^* - \hat{y}_{n+1} = y_n - \hat{y}_n \quad (y_n \text{ is the current measurement})$$

$$\Rightarrow y_{n+1}^* = \hat{y}_{n+1} + (y_n - \hat{y}_n) = y_n + \sum_{i=1}^T h_i \Delta u_{n+1-i}$$

Multi-Step Prediction

- From the single-step prediction (j -step prediction)

$$\hat{y}_{n+j} = \hat{y}_{n+j-1} + \sum_{i=1}^T h_i \Delta u_{n+j-i} \quad (j = 1, 2, \dots, V)$$

$$y_{n+j}^* - \hat{y}_{n+j} = y_{n+j-1}^* - \hat{y}_{n+j-1} \quad (y_{n+j-1}^* \text{ is not available if } j > 1)$$

$$\Rightarrow y_{n+j}^* = y_{n+j-1}^* + \sum_{i=1}^T h_i \Delta u_{n+j-i} \quad (j = 1, 2, \dots, V)$$

- Matrix form when $V \geq U$

$$\begin{bmatrix} y_{n+1}^* \\ y_{n+2}^* \\ y_{n+3}^* \\ \vdots \\ y_{n+V}^* \end{bmatrix} = \begin{bmatrix} a_1 & 0 & 0 & \cdots & 0 \\ a_2 & a_1 & 0 & \cdots & 0 \\ \vdots & a_2 & a_1 & \cdots & 0 \\ \vdots & \vdots & \vdots & & \\ a_V & a_{V-1} & a_{V-2} & & a_{V-U+1} \end{bmatrix} \begin{bmatrix} \Delta u_n \\ \Delta u_{n+1} \\ \Delta u_{n+2} \\ \vdots \\ \Delta u_{n+U-1} \end{bmatrix} + \begin{bmatrix} y_n + P_1 \\ y_n + P_2 \\ y_n + P_3 \\ \vdots \\ y_n + P_V \end{bmatrix}$$

Dynamic Matrix, A

where

$$P_i = \sum_{j=1}^i S_j \quad (i = 1, 2, \dots, V)$$

$$S_j = \sum_{l=1}^T h_l \Delta u_{n+j-l} \quad (i = 1, 2, \dots, V)$$

- S_j : the incremental effect of the past (previously implemented) movements of input on the $(n+j)$ -th future output prediction (where n is current time)
 - P_i : the projection which includes future prediction of y based on all previously implemented input changes.
 - P_i and S_j depend only on past input changes.
-
- **If the past information is known, then the future input changes will affect the future outputs and the future outputs can be adjusted by carefully selecting the future inputs.**

- **Currently, n is current time and y_n is measured.**

$$y_{n+1}^* = y_n + \sum_{i=1}^T h_i \Delta u_{n+1-i} = h_1 \Delta u_n + y_n + \sum_{i=2}^T h_i \Delta u_{n+1-i} = a_1 \Delta u_n + y_n + \sum_{i=2}^T h_i \Delta u_{n+1-i}$$

$$y_{n+2}^* = y_{n+1}^* + \sum_{i=1}^T h_i \Delta u_{n+2-i} = (h_2 + h_1) \Delta u_n + h_1 \Delta u_{n+1} + \sum_{i=3}^T h_i \Delta u_{n+2-i} + y_n + \sum_{i=2}^T h_i \Delta u_{n+1-i}$$

$$y_{n+3}^* = y_{n+3}^* + \sum_{i=1}^T h_i \Delta u_{n+3-i}$$

$$= (h_2 + h_2 + h_1) \Delta u_n + (h_2 + h_1) \Delta u_{n+1} + h_1 \Delta u_{n+2} + \sum_{i=4}^T h_i \Delta u_{n+2-i} + y_n + \sum_{i=2}^T h_i \Delta u_{n+1-i} + \sum_{i=3}^T h_i \Delta u_{n+2-i}$$

•
•
•

$$y_{n+V}^* = y_{n+V-1}^* + \sum_{i=1}^T h_i \Delta u_{n+V-1-i} = a_V \Delta u_n + a_{V-1} \Delta u_{n+1} + \dots + a_{V-U+1} \Delta u_{n+U-1}$$

$$+ y_n + \sum_{i=V+1}^T h_i \Delta u_{n+V-i} + \dots + \sum_{i=3}^T h_i \Delta u_{n+2-i} + \sum_{i=2}^T h_i \Delta u_{n+1-i}$$

$$= a_V \Delta u_n + a_{V-1} \Delta u_{n+1} + \dots + a_{V-U+1} \Delta u_{n+U-1} + y_n + \sum_{j=1}^V \sum_{i=j+1}^T h_i \Delta u_{n+j-i}$$

↑
Depend on only future

↑
Depend on only past

Controller Design Method (DMC)

- **Objective**

- Minimize errors between future set points and predictions

$$\widehat{\mathbf{E}} = \begin{bmatrix} r_{n+1} - y_{n+1}^* \\ r_{n+2} - y_{n+2}^* \\ \vdots \\ r_{n+V} - y_{n+V}^* \end{bmatrix} = \mathbf{r} - (\mathbf{A}\Delta\mathbf{u} + y_n\mathbf{e} + \mathbf{P}) = -\mathbf{A}\Delta\mathbf{u} + \widehat{\mathbf{E}}'$$

← Closed-loop prediction error based only on current and future control action

where

$$\widehat{\mathbf{E}}' = \begin{bmatrix} r_{n+1} - y_n - P_1 \\ r_{n+2} - y_n - P_2 \\ \vdots \\ r_{n+V} - y_n - P_V \end{bmatrix}$$

← Open-loop prediction error based only on past control action

- **Solution**

$$-\mathbf{A}\Delta\mathbf{u} + \widehat{\mathbf{E}}' = \mathbf{0} \Rightarrow \Delta\mathbf{u} = (\mathbf{A}^*)^{-1}\widehat{\mathbf{E}}'$$

← Some inverse of A

- If $U=V$ and \mathbf{A} is invertible,

$$\Delta \mathbf{u} = \mathbf{A}^{-1} \widehat{\mathbf{E}}' \longleftarrow$$

It gives no steady-state offset since it has integral action.

- If $U < V$ (\mathbf{A} is not invertible),

$$\Delta \mathbf{u} = \boxed{(\mathbf{A}^T \mathbf{A})^{-1} \mathbf{A}^T} \widehat{\mathbf{E}}' = \mathbf{K}_c \widehat{\mathbf{E}}'$$

\mathbf{A}^+ : Left pseudoinverse of \mathbf{A}

$\mathbf{A}^+ \mathbf{A} = \mathbf{I}$: identity matrix

$\mathbf{A} \mathbf{A}^+$: *idempotent* matrix ($\mathbf{B} \mathbf{B} = \mathbf{B}$)

- Optimization concept

$$\min(J = \widehat{\mathbf{E}}^T \widehat{\mathbf{E}}) = \min(-\mathbf{A} \Delta \mathbf{u} + \widehat{\mathbf{E}}')^T (-\mathbf{A} \Delta \mathbf{u} + \widehat{\mathbf{E}}')$$

$$\frac{\partial J}{\partial \Delta \mathbf{u}} = -2 \mathbf{A}^T (-\mathbf{A} \Delta \mathbf{u} + \widehat{\mathbf{E}}') = 2(\mathbf{A}^T \mathbf{A} \Delta \mathbf{u} - \mathbf{A}^T \widehat{\mathbf{E}}') = 0$$

$$\Rightarrow \Delta \mathbf{u} = (\mathbf{A}^T \mathbf{A})^{-1} \mathbf{A}^T \widehat{\mathbf{E}}'$$

$$\min J = (\widehat{\mathbf{E}}^T \mathbf{W}_1 \widehat{\mathbf{E}} + \Delta \mathbf{u}^T \mathbf{W}_2 \Delta \mathbf{u})$$

$$\frac{\partial J}{\partial \Delta \mathbf{u}} = -2 \mathbf{A}^T \mathbf{W}_1 (-\mathbf{A} \Delta \mathbf{u} + \widehat{\mathbf{E}}') + 2 \mathbf{W}_2 \Delta \mathbf{u} = 2((\mathbf{A}^T \mathbf{W}_1 \mathbf{A} + \mathbf{W}_2) \Delta \mathbf{u} - \mathbf{A}^T \mathbf{W}_1 \widehat{\mathbf{E}}') = 0$$

$$\Rightarrow \Delta \mathbf{u} = (\mathbf{A}^T \mathbf{W}_1 \mathbf{A} + \mathbf{W}_2)^{-1} \mathbf{A}^T \mathbf{W}_1 \widehat{\mathbf{E}}'$$

- **Adjustable parameters of MPC (Tuning parameters)**
 - **Weighting matrices**
 - If $W_1 \gg W_2$, the most important objective is to minimize error of the process outputs and inputs will move quite freely.
 - If $W_1 \ll W_2$, the most important objective is to minimize the input movements and controller cares much less the errors. (almost no control)
 - Otherwise, it depends on the relative size of the weighting matrices.
 - If $W_1 > W_2$, aggressive action will be taken to reduce the error.
 - If $W_1 < W_2$, conservative action will be taken to reduce the input movements while reduce the error if the action is not too aggressive.
 - The W_2 is called *input penalty* or *input move suppression factor*.
 - Typically, use $W_1 = I$ and $W_2 = f^2 I$ and adjust f .
 - If a different weighting for outputs or inputs is required, use diagonal matrix as the weighting matrix.

– Horizons

- **Model horizon (T)**
 - Select T such that $T\Delta t \geq$ (open-loop settling time)
 - T is typically 20 to 70.
- **Prediction horizon (V)**
 - Increasing V results in more conservative control action, a stabilizing effect, and more computational burden.
 - An important tuning parameter
- **Control horizon (U)**
 - Suitable first guess is to choose U so that $U\Delta t \cong t_{60}$
 - The larger the value of U is, the more computation time is required.
 - Too large a value of U results in excessive control action
 - Smaller value of U leads to a robust controller that is relatively insensitive to model error.

MIMO Extension

- **2x2 case**

$$\hat{\mathbf{E}} = -\mathbf{A}\Delta\mathbf{u} + \hat{\mathbf{E}}'$$

where

$$\hat{\mathbf{E}} = [\hat{\mathbf{E}}_1; \hat{\mathbf{E}}_2] \quad \Delta\mathbf{u} = [\Delta\mathbf{u}_1; \Delta\mathbf{u}_2]$$

$$\mathbf{A} = \begin{bmatrix} \mathbf{A}_{11} & \mathbf{A}_{12} \\ \mathbf{A}_{21} & \mathbf{A}_{22} \end{bmatrix}$$

- **General case**

- Extend the vectors and matrices in the same manner.
- If the MPC is formulated in a different form such as state-space model, different form of MIMO extension is more convenient.

Constraints Handling

- **Formulate and solve the MPC in an optimization framework**

$$\min J = (\hat{\mathbf{E}}^T \mathbf{W}_1 \hat{\mathbf{E}} + \Delta \mathbf{u}^T \mathbf{W}_2 \Delta \mathbf{u})$$

$$\text{subject to } \mathbf{u}^L \leq \mathbf{u} \leq \mathbf{u}^U$$

$$\mathbf{y}^L \leq \mathbf{y} \leq \mathbf{y}^U$$

and other constraints

- **Solve this optimization problem in QP**
 - DMC by DMCC used LP

Identification of Models

- **FSR or FIR models: use step or pulse test**
 - Assume operation at steady state
 - Make change in input Δu (or δu)
 - If Δu is too small, output change may not be noticeable
 - If Δu is too large, linearity may not hold
 - Measure output at regular intervals Δt
 - The Δt should be chosen so that T is 20-70, typically 40.
 - Perform multiple experiments and average them and additional experiments for verification
 - High frequency information may not be accurate for step test.
 - Ideal pulse is hard to implement.

- **Least Squares Identification**

- **Get the output using PRBS (Pseudo Random Binary Signal)**

$$\mathbf{u} = [u_1 \ u_2 \ \cdots \ u_M] \quad \mathbf{y} = [y_1 \ y_2 \ \cdots \ y_M]$$

- **Get the FIR model**

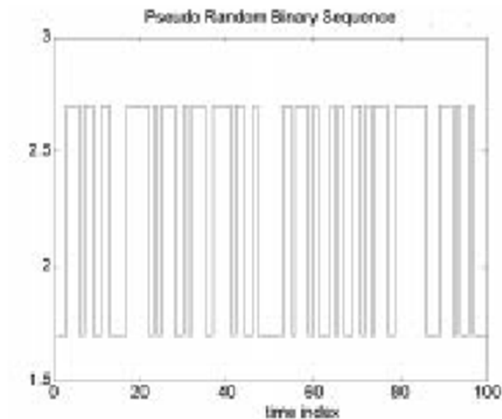
$$\tilde{y}_k = h_1 u_{k-1} + h_2 u_{k-2} + \cdots + h_N u_{k-N}$$

- **Minimize the error between measurements**

and output, $d_k = y_k - \tilde{y}_k$

$$\begin{bmatrix} y_1 \\ y_2 \\ \vdots \\ y_M \end{bmatrix} = \begin{bmatrix} u_0 & u_{-1} & \cdots & u_{1-N} \\ u_1 & u_0 & \cdots & u_{2-N} \\ \vdots & \vdots & \ddots & \vdots \\ u_{M-1} & u_{M-2} & \cdots & u_{M-N} \end{bmatrix} \begin{bmatrix} h_1 \\ h_1 \\ \vdots \\ h_N \end{bmatrix} + \begin{bmatrix} d_1 \\ d_2 \\ \vdots \\ d_M \end{bmatrix}$$

$$\mathbf{d} = \mathbf{y} - \mathbf{U}\mathbf{h}$$



$$\min_{\mathbf{h}} \mathbf{d}^T \mathbf{d} = \min_{\mathbf{h}} (\mathbf{y} - \mathbf{U}\mathbf{h})^T (\mathbf{y} - \mathbf{U}\mathbf{h}) \Rightarrow \mathbf{h} = (\mathbf{U}^T \mathbf{U})^{-1} \mathbf{U}^T \mathbf{y}$$

- **Discussions**

- **Random input testing, if appropriately designed, gives better models than the step or pulse testing does since it can equally excite low to high frequency dynamics of the process.**
- **If $U^T U$ is singular, the inverse doesn't exist and identification fails. (Need persistent excitation condition)**
- **When the number of coefficients is large, $U^T U$ can be easily singular (or nearly singular). To avoid the numerical, a regularization term is added to the cost function. (ridge regression)**

$$\min_{\mathbf{h}} [(\mathbf{y} - \mathbf{U}\mathbf{h})^T (\mathbf{y} - \mathbf{U}\mathbf{h}) + \alpha \mathbf{h}^T \mathbf{h}] \Rightarrow \mathbf{h} = (\mathbf{U}^T \mathbf{U} + \alpha \mathbf{I})^{-1} \mathbf{U}^T \mathbf{y}$$

Data Treatments

- **The data need to be processed before they are used in identification.**
- **Spike/Outlier Removal**
 - **Check plots of data and remove obvious outliers (e.g., that are impossible with respect to surrounding data points). Fill in by interpolation.**
 - **After modeling, plot of actual vs. predicted output (using measured input and modeling equations) may suggest additional outliers. Remove and redo modeling, if necessary.**
 - **But don't remove data unless there is a clear justification.**

- **Bias Removal and Normalization**

- **Compute the data average and subtract it to create deviation variables, i.e.,**

$$\hat{y}_k = (y_k - y_{ref}) / c_y \quad \text{where } y_{ref} = \sum_{i=1}^M y_i / M$$

$$\hat{u}_k = (u_k - u_{ref}) / c_u \quad \text{where } u_{ref} = \sum_{i=1}^M u_i / M$$

- **Use the given steady-state values of the variables instead to compute the deviation variables, i.e.,**

$$\hat{y}_k = (y_k - y_{ss}) / c_y \quad \text{and} \quad \hat{u}_k = (u_k - u_{ss}) / c_u$$

where y_{ss} and u_{ss} represent a priori given steady-state values of the process output and input respectively.

- **The input/output data can be biased by the nonzero steady state and also by load disturbance effects. To remove the (time-varying) bias, differencing can be performed for the input/output data.**

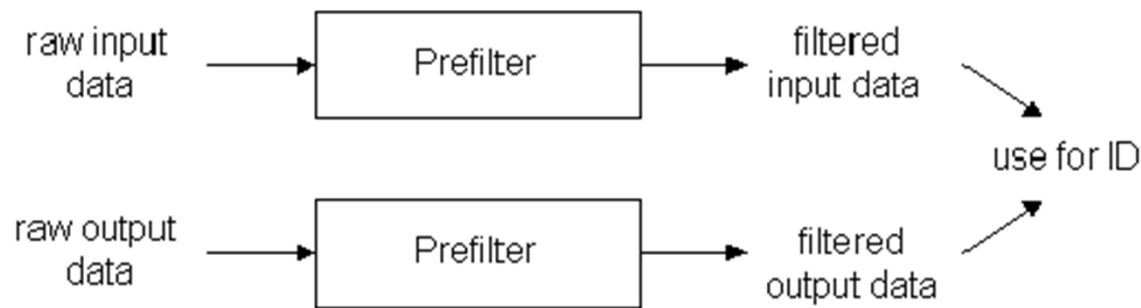
$$\Delta y_k = (y_k - y_{k-1}) / c_v \quad \text{and} \quad \Delta u_k = (u_k - u_{k-1}) / c_u$$

\Rightarrow Identification for Δy_k and Δu_k

- **In all cases, the process data are conditioned by scaling before using in identification.**

- **Prefiltering**

- **If the data contain too much frequency components over an undesired range and/or if we want to obtain a model that fits well the data over a certain frequency range, data prefiltering (via digital filters) can be done.**



The two filters should be same.